


Upper Key Stage 2— Autumn 1st 2021

Ancient Greece


Week 1:

**Narrative:
Settings**



Week 2:

**Narrative:
Dialogue**



Week 3:

**Narrative: Greek
Myths**



Week 4:

**Narrative:
Greek Myths**



Week 5:

**Non-fiction
Explanation texts**




Week 6:

**Non-fiction
Non-Chronological
Texts**



Week 7:

RE Literacy Week



ART : Painting and Collage -Autumn 1st Term 2021

Session 1: Art

Ancient Greek Vase; Design. L.O.
To design, using research, a Greek Vase

Researching typical Greek Vase designs and creating one for the story of Medusa.



Session 2 Art: Ancient Greek Vase Design.

Ancient Greek Vase; Make—Paint and Collage. LO: To use mixing techniques to create authentic, Greek Vase colours. To use mixed media to create a Vase depicting the story of Medusa.

Painting their Vase design.



Session 3 Art: Ancient Greek Vase Collage.

L.O. I can use my collage skills to create texture to my vase design.

Children to use collage to create texture in their vases.



Session 4 Art: Ancient Greek Vase Printing.

L.O. I can practise my printing skills using aluminium etching.

Children to sketch their aluminium designs to add to their vases. Children to use PVA glue to solidify their aluminium printing design



Session 5 Art: Ancient Greek Vase Printing.


L.O. I can practise my printing skills using aluminium etching.

Children to cover their designs in aluminium and use their printing skills to develop the design.

Session 6 Art: Ancient Greek Vase Evaluation.

L.O. I can evaluate my finished vase considering improvements.

Children to evaluate their finished vase designs considering how they would improve them and how they compare with their original design.



History – Autumn 1st Term 2021

Session 1: History: Greeks: Athenians vs Spartan 'Greek Wife Swap'

LO: To understand the Ancient Greek civilizational traits.

Children to look at the differences between Greek civilisations and recreating Horrible Histories Ancient Greek Wife Swap.




Session 2: History: Ancient Greek Democracy.

LO: I understand the legacy of the Athenian democratic system. Children to recreate the Ancient Greek Assembly. Hot-seat different roles and characters. How would you get yourself heard?



Session 3: History: Ancient Greek philosophers. LO: To understand the legacy of the Ancient Greek Philosophers on the Western World.

Children learning Horrible Histories 'The Thinkers' song,' and adding in a verse about the key Ancient Greek Philosophers.



Session 4: History: Ancient Greek Olympics. LO: To be able to learn about the past from varied sources.

Children examining various sources about the history of the Olympics. Critically evaluate sources.



Geography— Autumn 1st Term 2021

Session 1: Geography: Groovy Greeks:

LO: I can explain how and why Empires grow. Children learning about the beginning of the Greek Empire, including location map of Empire.



Session 2: Geography: Greece's

Physical Features. L.O. I can study the physical features of Greece to understand how humans interact with the environment and each other.

Children to explore how the different land features in Greece interacted with the settlements.



Session 3: Geography: Geographical Greece.

L.O. I can study the physical features of Greece to understand how humans interact with the environment and each other.

Children to present their information of how the physical geography of Greece affected the settlements.



Young Leaders Award:
Session 1: Leadership Skills
(Approx 2 lessons)




Artist Day:
Leonardo Di Vinci




SMSC:
Social Day




Music:
Charanga:
Living on a Prayer




P:E:
Hockey and
Swimming



R.E:
Christianity: Gospel.



P.H.S.E :
Citizenship 11
Rights, Rules and
Responsibilities



French:
Rigolo 2: Unit 1:
Salut Gustave!

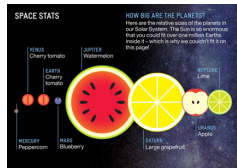


Science Autumn 1st 2021

Session 1: Science: Fruity solar systems.

L.O. I can describe the movement of the Earth and other planets in relation to the sun.

Children to make a fruit model to scale of the solar system.



Session 2: Science: Movement of the planets.

L.O. I can describe the movement of the Earth and other planets in relation to the sun.

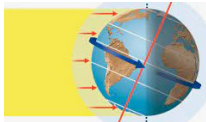
Children to complete role play of the solar system and understand the movement of the planets. Children to also create models of the planets.



Session 4: Science: Day and Night.

L.O. . I can use the idea of the Earth's rotation to explain day and night.

Children to experiment with the spinning globe and light sources to understand how night and day are created.



Session 5: Science: Shadows.

L.O. . I can use the idea of the Earth's rotation to explain day and night.

Children to make observations about the length of shadows throughout the day.

Children to then present their learnings on this Science topic.



Initial Assessment: Science: What do we know about Space?

LO: I can use scientific vocabulary linked to our topic of learning.

Initial assessment lesson with true and false activity.



Session 3: Science: Moon Movement.

LO: To describe the movement of the moon relative to the Earth.

To use the idea of the Earth's rotation to explain day and Night.

