






Key Stage 1— Summer 1st- Toys Through Time

| | | | | |
|---|---|---|---|---|
| <p>Week 1:</p> <p>Story Writing</p>  | <p>Week 2:</p> <p>Story Writing</p>  | <p>Week 3:</p> <p>Story Writing</p>  | <p>Week 4:</p> <p>Story Writing</p>  | <p>Week 5:</p> <p>R.E Literacy Week Sikh Stories-Anita Ganeri (Sikhism)</p>  |
|---|---|---|---|---|

Music- Charanga

Combining Pulse, Rhythm
and Pitch

How does music help us to
understand our neighbours?

R.E:

We will be looking at Emmanuel
through Christianity.
(YR 1)

PE: Complete P.E

Locomotion: Jumping
Games For Understand-
ing

RSHE:

Relationships

(Jigsaw YR 1)

Computing:

Coding

(Unit 1.7)



Science- Living Things and Habitats (Year 2)

Session 1: Science

LO: I am learning to identify and name a variety of plants and animals in their habitats, including micro-habitats.

We will be spending time outside looking for mini-beasts and plants.. We will then be looking at animals that we are familiar with their habitat.



Session 2: Science

LO: I am learning to explore and compare the differences between things that are living, dead, and things that have never been alive .


We will be going on a scavenger hunt and collecting objects to sort whether they are dead or alive.



Session 3: Science

L.O: I am learning to identify that most living things live in habitats to which they are suited and describe how different habitats provide for the basic needs of different kinds of animals and plants, and how they depend on each other .

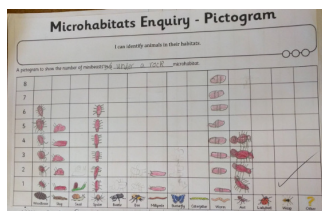
We will be looking for animals in two different habitats – in the flower bed and under a rock. The children were asked to record what they found using the prepared table.



Session 4: Science

LO: I am learning to identify and name a variety of plants and animals in their habitats, including micro-habitats.

We will then be choosing one habitat to present our findings in a pictogram.



Session 5: Science

L.O: I am learning to identify that most living things live in habitats to which they are suited and describe how different habitats provide for the basic needs of different kinds of animals.

We will be creating a choice chamber to see what habitat the mini-beats prefer.

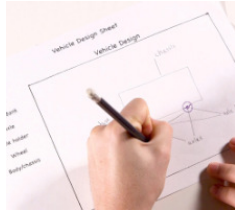


D&T- Wheels and Axis

Session 1: DESIGN

LO: I am learning to design a vehicle that includes wheels, axles and axle holders, which will allow the wheels to move.


We will be learning how wheels move and designing our own toy. We will use labelled drawings.



Session 2: MAKE

LO: I am learning to follow a design to make a moving toy.


We will be looking at wheels that do not work and trying to problem solve to fix them. We will be then making our moving toys and selecting materials carefully.



Session 3: CONTINUED

LO: I am learning to follow a design to make a moving toy.

We will be looking at wheels that do not work and trying to problem solve to fix them. We will be then making our moving toys and selecting materials carefully.



Session 3: EVALUATION

LO: I am learning test mechanisms, identify what stops wheels from turning, knowing that a wheel needs an axle in order to move.

We will be evaluating our toy. We will test mechanisms, identify what stops wheels from turning, knowing that a wheel needs an axle in order to move. We will also be adapting our own toy to ensure it works.



History- Changes Within Living Memory

Session 1:

LO: I am learning about the changes within living memory by exploring toys from today and in the past.

We will describe their favourite toy from today.
We will describe what their toy is and what it does, what it looks like and what it is made of.
We will then be looking at toys from the past.



Session 2:

LO: I am learning about the differences between toys from the past and today.

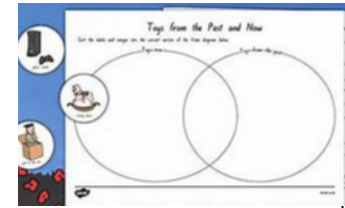
We will be looking at the differences between toys from the past and toys from today



Session 3:

LO: I am learning to make comparisons between toys from the past and today.

We will be making comparisons using our favourite toy from today and then choosing one of the toys from the past.



Session 4:

LO: I am learning to invent a futuristic toy.

We will be drawing a futuristic toy and talking about what is going to be able to do.

