

Key Stage 1— Autumn 2- Great Fire of London


Week 1:




Week 2:




Week 3:



Week 4:



Week 5:



Week 6:

Firework Poetry

Session 1: Science

L.O: I am learning to identify, name and label the basic parts of the human body.

We will be learning a song relating to our body parts and practising by point to each body part when it is played in the song. We will be drawing round each other and labelling the different parts of the body in groups.



Session 2: History

L.O: I am learning to ask questions.

We will be looking at the pictures of what they used to put out fire in the Great Fire of London and asking questions that we want to be able to answer by the end of the topic.



Session 3: Geography

L.O: I am learning to name and locate the four countries and capital cities of the United Kingdom.

We will be learning about which countries make up the United Kingdom and we will learn how to name the capital cities. We will be labelling these on a map.



Session 4: Science

L.O: I am learning to identify, name and label the basic parts of the human body.

We will be measuring each other by using non-standard measures (blocks or rulers) and be discussing comparative heights using key vocabulary such as taller or shorter.



Session 5: Geography

L.O: I am learning to identify and describe landmarks in London.

We will be locating where London is on the map. We will take a virtual tour of London and learn to identify famous landmarks and buildings. We will go on a treasure hunt and find objects that we think are related to London.



Session 6: History

L.O: I am learning to know events beyond living memory that are significant nationally.

We will look at investigating the questions that we made in previous lessons and explore what happened on each day of the Great Fire of London from the perspective of Samuel Pepys.



Session 7: Science

L.O: I am learning to say which part of the body is associated with each sense.

We are going to go on a sensory walk and thinking carefully about what we can see and hear. We will be naming the body parts relating to each sense.



Session 8: Geography

L.O: I am learning to devise a simple map.

We will be creating our own simple map of London in 1666. We will talk about how far the fire spread in London and learn about how many days it took to spread that far. We will talk about what landmarks were there at the time of the Great Fire of London and which were built after.



Session 9: History

L.O: I am learning about events beyond living memory that are significant nationally and globally.

We will be comparing fire-fighting today and the 17th Century. We will learn about fire-fighting during the Great Fire of London and what they would use.



Session 10: Geography

L.O: I am learning to use aerial photographs and plan perspectives to recognise landmarks.

Use aerial images to add to our maps of London and draw famous landmarks onto our maps. We will be learning about some of the famous landmarks



Session 11: History

L.O: I am learning about events beyond living memory that are significant nationally and globally.

We will be preparing a tour guide speech to inform visitors to 17th Century London about key places that were involved in the Great Fire.



Session 12: ART

L.O: I am learning to use a range of materials creatively to design and make products.

We will be looking at pictures of the London Skyline during the Great Fire of London and discussing what it looks like. We will then be drawing their London skyline on black paper and cutting it out.



Session 13: ART

L.O: I am learning to use a range of materials creatively to design and make products.

We will be creating our backgrounds using different coloured tissue paper to create the fire.



Session 14: ART

L.O: I am learning to use a range of materials creatively to design and make products.


We will be putting the finishing touches on our amazing skyline pictures by sticking the buildings onto our picture.



Session 15: D&T Christmas Crafts

L.O: I am learning to select from and use a range of tools and equipment to perform practical tasks.

We will be designing and creating their own Christmas cards. Children will be choosing materials creatively to make a design for a loved one.



Session 16: D&T- Christmas Crafts

L.O: I am learning to select from and use a range of tools and equipment to perform practical tasks.

We will be making and designing our own calanders for the new year. Children will plan their designs, draw their designs then paint them.



Session 17: D&T Christmas Crafts

L.O: I am learning to select from and use a range of tools and equipment to perform practical tasks.

We will be making and designing our own Christmas decorations. We will be choosing a decoration that they would like to make, planning and then making their decoration using a range of tools and materials.



Session 18: Science

L.O: I am learning to describe and compare the structure of a variety of common animals (birds, fish, amphibians, reptiles, and mammals, including pets).

The children will be looking at animals and choosing 2 animals and independently recording the differences and similarities in the structure of the in the structure of the animals.



Session 19: Science

L.O: I am learning to describe and compare the structure of a variety of common animals (birds, fish, amphibians, reptiles, mammals and invertebrates, and including pets).

We will be looking at different pets that people might have in their homes. The children will be then choosing a pet to describe applying everything they have learnt so far about body parts of animals.



R.E:

We will be looking at saviour through Christianity.

P.E:

Dance
Boogie Bounce

RSHE:
Celebrating Differences
(Jigsaw)

Computing:
Purple Mash 2.3
Spreadsheets



Music:

Christmas production songs
Year 2- Ho Ho Ho

