


# Key Stage 1— Summer 2nd- A History of Thetford Forest

Week 1:

R.E Literacy Week  
Sikh Stories-Anita Ganeri  
(Sikhism)



Week 2:

Non-Chronological  
Reports




Week 3:

Non-Chronological Reports




Week 4:

Letter Writing



Week 5:

Letter Writing



Music- Charanga

Explore sound and create a story.

How Does Music Teach Us About Looking After Our Planet?

R.E:

We will be learning about blessings through Judaism.

PE: Complete P.E

Team Building  
Health and Wellbeing

RSHE:

Changing Me (RSE)

Year 1 and Year 2



Computing:

Coding


(Unit 2.1)

# Science- Living Things and Habitats (Year 2)

## Session 1: Science

**LO: I am learning to identify and name a variety of plants and animals in their habitats, including micro-habitats.**

We will then be choosing one habitat to present our findings in a pictogram.



## Session 2: Science

**LO: I am learning to identify and name a variety of plants and animals in their habitats, including micro-habitats**


We will be creating a choice chamber to see what habitat the mini-beats prefer.



## Session 3 Science

**LO: I am learning to identify and name a variety of plants and animals in their habitats, including micro-habitats**

We will be learning about animals that might live in different habitats and why they are suited to the habitats.




## Session 4: Science

**LO: I am learning to describe how animals obtain their food from plants and other animals, using the idea of a simple food chain.**

**LO: I am learning to identify and name different sources of food.**


We will then be learning about food chains and creating our own food chain pictures.



## Session 5: Science

**LO: I am learning to explore and compare the differences between things that are living, dead, and things that have never been alive.**

We will be collecting some specific objects. We will then sort these objects in different ways. Then, we will be making a careful observation drawing of one of the objects they had found. We will be using a magnifying glass to help with our drawing.



# D&T- Freestanding Structures: Constructing a Windmill

## Session 1: D&T

LO: I am learning to design a freestanding structure.

We will be learning about what a windmill is and constructing a model windmill with reference to the design criteria created for a mouse.



## Session 2: D&T

LO: I am learning to make a structure from card, tape and glue.

We will be decorating our templates and we will construct the main part of our structure following instructions.. Making sure it stands freely and holds together.



## Session 3: D&T

LO: I am learning to make a structure from card, tape and glue.

We will be competing our turbines by cutting, folding and attaching them to our structures.

We will then test our products strength and stability.



## Session 4: D&T

L.O: I am learning to test and evaluate a product and testing whether the structure is strong and stable.

We will be adding our finishing touches to our windmills and testing to check it will make a suitable home for a mouse. We will be checking if our structure is stable and altering if not,



# Geography- Field work/Orienteering

## Session 1: Geography

LO: I am learning to locate and name the place where we live and go to school.

We will be locating and naming the place where we live/go to school (Thetford, Elveden, England, UK) and the capital city of the UK.



## Session 2: Geography

LO: I am learning to recognise Thetford, Elveden from photographs and talk about how we know that other pictures show different places in the UK.

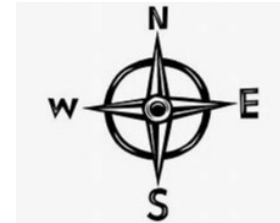
We will be discussing the physical and human features of Elveden and using the correct vocabulary to describe what is in Elveden. We will be then comparing it to other places in the UK.



## Session 3: Geography

LO: I am learning to use four compass points to create maps and use symbols of the forest during fieldwork.

We will be learning how to use four compass points and using a compass. We will be then creating our own maps for our local area.



## Session 4: Geography

LO: I am learning what physical and human features we have in our local area.

We will be adding to our maps by investigating & identifying what physical and human features we have in our local area– This will be an opportunity for fieldwork.



## Session 5 Geography

LO: I am learning to identifying seasonal and daily weather patterns in the UK and hot and cold places in the world.

We will be looking at daily weather patterns in the UK. Then we will be looking and comparing to hot and cold places in the world.



# Thetford Forest (Trip)

## ART- Observation Drawings

L.O: I am learning to observe and record the shapes, patterns and textures found in objects.

L.O: I am learning to investigate tone by drawing light/dark lines, light/dark patterns, light/dark shapes using a pencil.

On our trip, we will be observing what we can see and creating observational drawings of the forest. We will be looking at investigating tone using a pencil.



## HISTORY- Significant Events in Local Area

L.O: I am learning about the history and heritage of Thetford Forest since 1922 to present day.

On our trip, we will be using the information at High Lodge (Thetford Forest) to find out about the past. We will use the information to ask questions and find answers to questions about the past.



We will also be using what we have been learning in our Geography lessons while we are on the trip. We will be using a compass to get around the forest in groups.

