




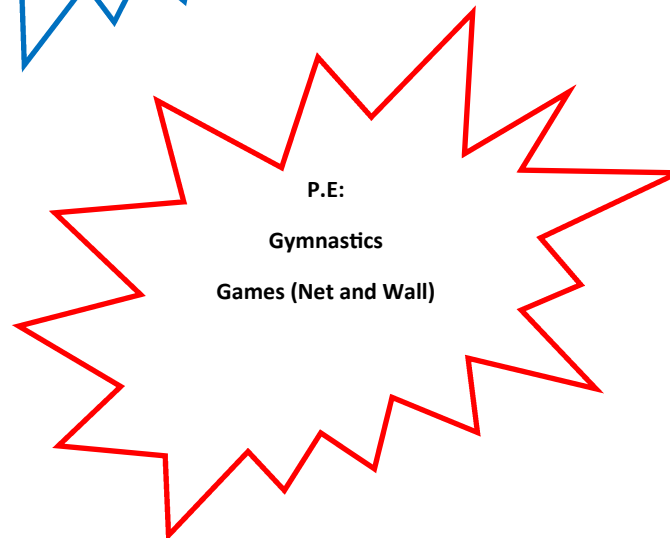
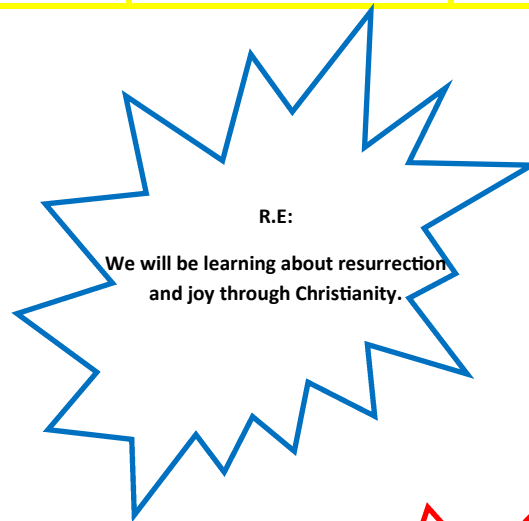


# Key Stage 1— Spring 2nd- Frozen Regions

<p>Week 1:</p> <p>Fiction</p> <p>Story</p> <p>Writing</p> 	<p>Week 2:</p> <p>Fiction</p> <p>Story</p> <p>Writing</p> 	<p>Week 3:</p> <p>Fiction</p> <p>Story</p> <p>Writing</p> 	<p>Week 4:</p> <p>Fiction</p> <p>Story</p> <p>Writing</p> 	<p>Week 5:</p> <p>Fiction</p> <p>Letter</p> <p>Writing</p> 
---	---	---	---	--



# SCIENCE

## Session 1

**L.O: I am learning to identifying and comparing the suitability of a variety of materials for particular uses.**

We will be looking at the question “which material is most suitable for making teddy a coat?”. Teddy needs a coat to go on his trip to Antarctica. We will be filling out a table with our predictions.



## Session 2

**L.O: I am learning to identifying and comparing the suitability of a variety of materials for particular uses.**

We will be testing a range of materials to see which one is most suitable for teddy. We will be recording our results.



## Session 3

**L.O: I am learning to identifying and comparing the suitability of a variety of materials for particular uses.**

We will be writing up the results from our test and choosing a suitable material to make Teddy a coat.



## Session 4

**L.O: I am learning that shapes of solid objects made from some materials can be changed by squashing, bending, twisting and stretching.**

We will be making a sculpture out of a range of materials and looking at how the materials we use change shape.



## Session 5

**L.O: I am learning to identifying and comparing the suitability of a variety of materials for particular uses.**

We will be reading the poem ‘A Woolly Saucepan’ by Michael Rosen. We will be making up our own versions of the poem using all of our science knowledge.



# GEOGRAPHY

## Session 1

**L.O: I am learning to identify how weather changes through the seasons.**

We will be exploring the weather associated with the seasons in the United Kingdom. We will be exploring different pictures and using them to help us identify how the weather changes throughout the seasons.

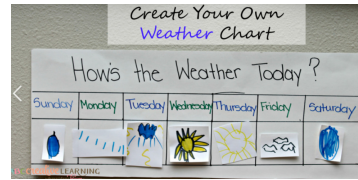


## Session 2

**L.O: I am learning to explain appropriate clothing for weather.**

The children will need to help teddy dress appropriately for the different weathers by choosing him an outfit.

We will then be making our own daily weather chart.



## Session 2

**L.O: I am learning to locate the continents, Equator, North and South Pole on a map.**

We will be locating Antarctica on the map. We will be looking at the continents and labelling the Equator and the North and South poles.



## Session 4

**L.O: I am learning to understand what the weather is like in Antarctica.**

We will be looking at videos to find out what the weather is like all year in Antarctica. We will be making a travel brochure to go to Antarctica!



## Session 5

**L.O: I am learning to understand the similarities and differences between Antarctica and the United Kingdom.**

We will be comparing the UK's weather to Antarctica. We will be writing postcards from our trip to Antarctica.



# ART & DESIGN

## Session 1:

L.O: I am learning to show what I know about colour in art.

We will be recapping the primary colours and practising mixing colours.



## Session 2:

L.O: I am learning to understand that a tint is a mixture of a colour white.

We will be learning what a tint is in art and practise making tints.



## Session 3:

L.O: I am learning to understand that a shade is a mixture of colour with black.

We will be exploring and create shades on sugar paper.



## Session 4

L.O: I am learning to understand why artists use shades and tints in their work.

We will have a colour version of Hockney's A Bigger Splash cut up into jigsaw pieces. We will put the painting back together and look closely at the painting in detail. We will have ago at creating their



## Session 5

L.O: I am learning to paint a picture of shades and tints.

We will be exploring lots of examples of water and waves (photos and artists representations) to explore. We will be creating some shades and tints of blue and explore painting our own waves in the sea.

