

Key Stage One- Elveden Academy

Summer 2 Knowledge Organiser– Living things

Know how to...

- Identify and name a variety of plants and animals in their habitats
- Explore and compare the difference between things that are living, dead, or that have never been alive
- That most living things live in habitats to which they are suited
- Describe how different habitats provide the basic needs for different types of animals

Dead or alive?

Living	Are alive. They also have characteristics including the ability to grow, have babies, eat and use energy, excrete waste, and respond to their environment e.g. a bird or a fish	
Dead	Something that was once alive but no longer is e.g. meat that you cook for dinner.	
Never been alive	Something which has never lived. They do not grow, have babies nor eat e.g. stone.	

Living Things - Key vocabulary

suitable	It is right for what is needed.	
basic needs	These are needed to stay alive. These are having water, having food and having shelter.	
shelter	A place where animals can stay to stay safe or warm.	
food	Something that is eaten to help the animals stay alive and grow.	


Habitat

- A habitat is a place where living things, such as animals and plants, can find all of the things they need to survive. This includes food, water, air, space to move and grow and some shelter.
- Some habitats are large, like the ocean, and some are very small, such as under a log.
- Some habitats in our local area include the river and woodlands. Other habitats include the coast and the forest.



Micro-Habitats

- Microhabitats are very small habitats where mini-beasts may live.
- Examples of microhabitats include under stones, in grass, under fallen leaves and in the soil.



Key Stage One- Forest Academy


Summer 2 Knowledge Organiser– Living things

Matching animals to their habitat

Animals have a variety of similarities and differences; some are alike in what they look like, what they do, what they eat, and where they live; while others are very different from one another.

Many animals share the same habitat because they are from the same group.

The picture below shows different habitats with different animals in each one.




Scientists divide animals into groups, depending upon how they are alike and different.

Six common groups of animals are:

- birds
- fish
- reptiles
- amphibians
- mammals
- insects

Life Cycle of a Butterfly



Famous Scientist JANE GOODALL

When Jane began studying chimpanzees in 1960, she had no training or education. This may have actually helped her as she had her own unique way of observing and recording the chimp's actions and behaviours.

Jane spent the next forty years of her life studying chimpanzees. She discovered many new and interesting things about the animals.

