



Upper Key Stage 2—Enchanted Forest—Summer 1st


Week 1: (4 Days)




Week 2:




Week 3: (4 days)



Week 4: (Sats)



Week 5:



Week 6:



Session 1: Harry Potter

Immersion Day

17th May 2019

Wand making, Quidditch Cup, Enchanted Cooking + uniform craft.



Session 2: Scientific Initial Assessment

LO: To use Scientific vocabulary to explain the properties of materials.

Children to sort and group topic words for initial assessment. Children to then make a word bank of vocabulary for the upcoming topic.



Session 3: Material Classification

LO: To give reasons for particular uses of everyday day materials including wood, metal, plastic.

Children to make a classification key using materials. Linked to Harry Potter, thinking about materials of Horcruxes, robes, magical artefacts etc.



Session 4: Reversible and irreversible changes.

LO: To explain that some changes result in the formation of new materials and this kind of change is not usually reversible.

Children to bake a Harry Potter themed snack - which includes an irreversible change.



Session 5: Powerful Potions!

LO: To explain that some changes result in the formation of new materials and this is not usually reversible.

Children to create potions using fizzy tablet and water— what new product is made? Children to generate questions and what could speed up/ slow down the process.



Session 4: Super Socks

LO: To research and develop design criteria to design appealing products which are fit for purpose.



Designing criteria for Freedom Socks for House Elves (Dobby) (House elf-design!)

Session 5: House Elf-Socks

LO: To be able to use tools (needles) to create a product fit for purpose.



Children to create their felt, themed House-Elf freedom socks.



Session 6: Evaluating House Elf Socks

LO: To evaluate ideas and products against Success Criteria. To consider the views of others to improve their pieces.



Children completing their products, and evaluation forms giving 3 stars and a wish for improvement.

Session : Forbidden Forest Compass Points/Geocaching.

LO: To be able to use the 8 points of the compass.



Children following compass points to lead them to puzzle pieces within the 'Forbidden Forest'

Session 11: Forbidden Forest; Fantastic Beasts

LO: To be able to use the 8 points of the compass when writing directions to Fantastic Beasts.



Children designing/creating their own maps of Forbidden Forest and written trail directions using Compass Points to guide Harry to the Fantastic Beasts.

Session 12: Ministry of Magic; tracking division.

LO: To be able to use a written Key and to plot Forests and Cities throughout the United Kingdom.



Children to work for the Ministry of Magic tracking/recording sightings of Magical Creatures. Plotting on UK Map, including Forests. To use Keys for different creatures.

French 1: Beauxbatons Academie de Magie

LO: To be able to describe people, places and things orally and in writing.



Children creating postcards to fellow Hogwarts students about their time at Beauxbatons.

French 2: Beauxbatons Academie de Magie: Subjects + Telling Time.

LO: To broaden vocabulary and develop their ability to



understand new words introduced.

Children creating clips on iPads reporting on the subjects/timetable undertaken at Beauxbaton's School.

French 3: Beauxbatons Academie de Magie: Hogwarts Teaparty (3rd person)

LO: To present ideas and information orally to a range of audiences.



In teams of 3 children to introduce their French Beauxbaton counterpart to the third person. Switching so each get change to introduce. French pronouns.

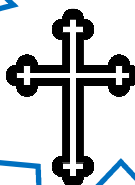
P.E:

Real PE Unit 5 and
Gym



R.E:

Christianity: Creation/
Fall



P.H.S.E

Healthy Lifestyles 19
Safety Contexts

