



Key Stage 1: At the Zoo - Summer 2nd 2019


Week 1:




Week 2:



Week 3:



Week 4:



Week 5:



Week 6:



Session 1: Monkey Business!

LO: To use drawing to develop a wide range of art techniques.

Children learning skills of drawing and shading, focused on a monkey.



Session 2: Elegant Elephants!

LO: To learn about the work of David Shepherd and to take inspiration from it, in their own drawings.

Children to have one side as a model and to complete to use the skills they know of shading to complete the other side.


Display of David Shepherd's work.



Session 3: Animal Prints.

LO: To develop a wide range of design techniques to recreate pattern.

Children creating square for class mosaic—on styro-foam. To use rollers to print patterns.



Session 4: Animals around the world.

LO: To name and label the continents around the world where specific animals live.

Using photographs from the Zoo visit, children to match animal to the continent where they live.




Session 5: How about a habitat?

LO: To identify and name a variety of plants and animals in their habitats, including micro-habitats.

Assessment opportunity: Children to name animal and match it to habitat.

Further discussion in class.



Session 6: Dead or Alive?

LO: To explore and compare the differences between things that are living, dead, and things that have never been alive.

Children going on a hunt around the school to observe things which are alive and dead.

To return to class and categorise. Y1 to have pictures to categorise and Y2 to write a list.



Session 7: Was it once alive?

LO: To explore and compare the differences between things that are living, dead, and things that have never been alive.

Give children a list of items to find outside. Children to collect these items in the egg-boxes. Back in class, have the children sort these items in different ways. Y1—post-it their ideas. Y2—to write an explanation of their categorising.



Session 8: Cracking Chrysalis

LO: To explore and compare the differences between things that are living, dead, and things that have never been alive.

The children will make a careful observation drawing of a butterfly's cocoon. Following up with discussion about whether the cocoon is alive or dead? Link to hair on the body being dead, but being connected to the body.



Session 9: Contrasting Habitats.

LO: To identify that most living things live in habitats to which they are suited and describe how different habitats provide for the basic needs of different kinds of animals.


To understand what a habitat is and compare the two habitats of butterflies and camels.



Session 10: Who's Habitat is Whose?

LO: To identify and name a variety of plants and animals in their habitats, including micro-habitats.

Children categorising which animals live where—using this template.



Session 11: Zoo Advertisement

LO: I can use technology purposefully.

Children to create an advert/logo for their own zoo using 2simple Paint. Use Banham zoo advert as inspiration.




Session 12: Beebot Zoo

LO: I can understand what algorithms are.

Children to programme the Beebots to move around the zoo.

Record algorithms used to program Beebot from one area to another.



Session 13: The Life of Jane Goodall

LO: To discuss the life of Jane Goodall and recognise her international achievements.

Children to find out who Jane Goodall the zoologist is and create a timeline of her life and achievements.



Session 14: Evolution of Zoos

LO: To identify changes to zoos over the last century.

Children to look at zoos from the beginning of the century and compare them to pictures of Banham zoo visit.

What is similar and what is different?



Session 15: To Zoo or not to Zoo?

LO: To understand the global responsibility of zoos.

Children thinking about the environmental impact of Zoos and their role in conservation.

<http://www.spilsbyprimary.org.uk/year-1-discuss-should-animals-be-kept-in-the-zoo/>



Real PE Skills: Unit 6.

Health and Fitness

PE: Scatter Rounders



Music: Y1: Reflect, rewind, replay.

Y2: Reflect, rewind, replay.

(Charanga Units)



R:E: Christianity

Gospel. What is the good news that Jesus brings?



P.H.S.E:

Healthy and Safer Lifestyles 6

Sex and relationship Education.

